




Diesel generator set

10 kW - 15 kW

EPA emissions

stationary Standby



Description

Cummins® generator sets are fully integrated power generation systems providing optimum performance, reliability and versatility for stationary Standby applications.

Features

Kubota heavy-duty engine - Rugged 4-cycle, liquid-cooled, industrial diesel engine delivers reliable power, low emissions and fast response to load changes.

Alternator - Several alternator sizes offer selectable motor starting capability with low reactance 2/3 pitch windings, low waveform distortion with non-linear loads and fault clearing short-circuit capability.

Control system - The PowerCommand® 1.1 electronic control is standard equipment and provides total generator set system integration including automatic remote starting/stopping, precise frequency and voltage regulation, alarm and status message display, output metering, auto-shutdown at fault detection and NFPA 110 Level 1 compliance.

Cooling system - Standard cooling package provides reliable running at up to 50 °C (122 °F) ambient temperature.

Enclosures - The aesthetically appealing enclosure incorporates special designs that deliver one of the quietest generators of its kind. Aluminum material plus durable powder coat paint provides the best anti-corrosion performance. The generator set enclosure has been evaluated to withstand 180 MPH wind loads in accordance with ASCE7-10. The intelligent design has removable panels and service doors to provide easy access for service and maintenance.

Fuel tanks - Two dual wall sub-base fuel tank series are offered as optional features, providing economical and flexible solutions to meet extensive code requirements on diesel fuel tanks.

NFPA - The generator set accepts full rated load in a single step in accordance with NFPA 110 for Level 1 systems.

Warranty and service - Backed by a comprehensive warranty and worldwide distributor network.

Model	Standby rating 60 Hz		Prime rating 60 Hz		Data sheets 60 Hz
	kW	kVA	kW	kVA	
C10 D6	10.0	12.5	9.1	11.4	NAD-5857
C15 D6	15.0	18.8	13.6	17.0	NAD-5858

Generator set specifications

Governor regulation class	ISO8528 Part 1 Class G3
Voltage regulation, no load to full load	± 1.0%
Random voltage variation	± 1.0%
Frequency regulation	Isochronous
Random frequency variation	± 0.25%
Radio frequency emissions compliance	FCC code Title 47 Part 15 Class B

Engine specifications

Bore	87.0 mm (3.43 in.)
Stroke	92.4 mm (3.64 in.)
Displacement	1.65 litres (100.5 in ³)
Configuration	Cast iron, in-line, 3 cylinder
Battery capacity	550 amps at ambient temperature of 0 °F to 32 °F (-18 °C to 0 °C)
Battery charging alternator	40 amps
Starting voltage	12 volt, negative ground
Fuel system	Indirect injection: low or ultra-low sulfur, number 2 diesel fuel
Fuel filter	Single element, spin-on fuel filter with water separator
Air cleaner type	Dry replaceable element
Lube oil filter type(s)	Spin-on, full flow paper filter (cartridge type)
Standard cooling system	50 °C (122 °F) ambient cooling system

Alternator specifications

Design	Brushless, 4 pole, drip proof, revolving field
Stator	2/3 pitch
Rotor	Direct coupled, flexible disc
Insulation system	Class H per NEMA MG1-1.65
Standard temperature rise	120 °C (248 °F) Standby
Exciter type	Torque match (shunt) with EBS as option
Alternator cooling	Direct drive centrifugal blower
AC waveform Total Harmonic Distortion (THDV)	< 5% no load to full linear load, < 3% for any single harmonic
Telephone Influence Factor (TIF)	< 50 per NEMA MG1-22.43
Telephone Harmonic Factor (THF)	0.03

Available voltages

Single phase	3 phase			
• 120/240	• 120/208	• 120/240 delta	• 277/480	• 347/600

Note: Consult factory for other voltages.

Generator set options

Fuel system

- Basic fuel tanks
- Regional fuel tanks

Engine

- Engine air cleaner – heavy duty
- Shut down – low oil pressure
- Extension – oil drain

Alternator

- 120 °C (248 °F) temperature rise alternator
- 105 °C (221 °F) temperature rise alternator
- Excitation Boost System (EBS)
- Alternator heater, 120 V

Control

- AC output analog meters (bargraph)
- Stop switch – emergency
- Auxiliary output relays (2)
- Auxiliary configurable signal inputs (8) and relay outputs (8)

Electrical

- Single circuit breaker
- Dual circuit breakers
- 80% rated circuit breakers
- 100% rated circuit breakers

Enclosure

- Aluminum enclosure sound level 1 or level 2, with muffler installed, sandstone or green color
- Open set

Cooling system

- Shutdown – low coolant level
- Warning – low coolant level
- Extension – coolant drain
- Cold weather options:
 - <4 °C (40 °F) – cold weather
 - <-17 °C (0 °F) – extreme cold weather

Exhaust system

- Exhaust connector NPT
- Open set with muffler mounted

Generator set application

- Battery rack, larger battery
- Radiator outlet duct adapter

Generator set options (continued)

Warranty

- Base warranty – 2 year, 1000 hour, Standby
- Standby, 3 year, 1500 hour, parts
- Standby, 5 year, 2500 hour, parts
- Standby, 3 year, 1500 hour, parts and labor
- Standby, 5 year, 2500 hour, parts and labor
- Standby, 3 year, 1500 hour, parts, labor and travel
- Standby, 5 year, 2500 hour, parts, labor and travel

Generator set accessories

- Extreme cold weather kit
- Battery rack, larger battery
- Battery heater kit
- HMI211RS in-home display, including pre-configured 12" harness
- HMI211 remote display, including pre-configured 12" harness
- HMI220 remote display
- Auxiliary output relays (2)
- Auxiliary configurable signal inputs (8) and relay outputs (8)
- Annunciator – RS485
- Remote monitoring device – PowerCommand 500
- Battery charger – stand-alone, 12 V
- Circuit breakers
- Enclosure Sound Level 1 to Sound Level 2 upgrade kit
- Enclosure paint touch up kit
- Mufflers – industrial, residential or critical
- Alternator Excitation Boost System (EBS)
- Alternator heater
- Maintenance and service kit
- Engine lift kit
- Various fuel tanks and accessories

Control system PowerCommand 1.1



PowerCommand control is an integrated generator set control system providing voltage regulation, engine protection, operator interface and isochronous governing (optional). Major features include:

- Battery monitoring and testing features and smart starting control system.
- Standard PCCNet interface to devices such as remote annunciator for NFPA 110 applications.
- Control boards potted for environmental protection.
- Control suitable for operation in ambient temperatures from -40 °C to +70 °C (-40 °F to +158 °F) and altitudes to 5000 meters (13,000 feet).
- Prototype tested; UL, CSA, and CE compliant.
- InPower™ PC-based service tool available for detailed diagnostics.

Operator/display panel

- Manual off switch
- Alpha-numeric display with pushbutton access for viewing engine and alternator data and providing setup, controls and adjustments (English or international symbols)
- LED lamps indicating generator set running, not in auto, common warning, common shutdown, manual run mode and remote start
- Suitable for operation in ambient temperatures from -40 °C to +70 °C
- Bargraph display (optional)

AC protection

- Over current warning and shutdown
- Over and under voltage shutdown
- Over and under frequency shutdown
- Over excitation (loss of sensing) fault
- Field overload

Engine protection

- Overspeed shutdown
- Low oil pressure warning and shutdown
- High coolant temperature warning and shutdown
- Low coolant level warning or shutdown
- Low coolant temperature warning
- High, low and weak battery voltage warning
- Fail to start (overcrank) shutdown
- Fail to crank shutdown
- Redundant start disconnect
- Cranking lockout
- Sensor failure indication
- Low fuel level warning or shutdown

Alternator data

- Line-to-Line and Line-to-Neutral AC volts
- 3-phase AC current
- Frequency
- Total kVa

Engine data

- DC voltage
- Lube oil pressure
- Coolant temperature
- Engine speed

Other data

- Generator set model data
- Start attempts, starts, running hours
- Fault history
- RS485 Modbus® interface
- Data logging and fault simulation (requires InPower service tool)

Digital governing (optional)

- Integrated digital electronic isochronous governor
- Temperature dynamic governing

Digital voltage regulation

- Integrated digital electronic voltage regulator
- 2-phase Line-to-Line sensing
- Configurable torque matching

Control functions

- Time delay start and cooldown
- Cycle cranking
- PCCNet interface
- (2) Configurable inputs
- (2) Configurable outputs
- Remote emergency stop
- Automatic Transfer Switch (ATS) control
- Generator set exercise, field adjustable

Options

- Auxiliary output relays (2)
- Remote annunciator with (3) configurable inputs and (4) configurable outputs
- PMG alternator excitation
- PowerCommand 500/550 for remote monitoring and alarm notification (accessory)
- Auxiliary, configurable signal inputs (8) and configurable relay outputs (8)
- Digital governing
- AC output analog meters (bargraph)
 - Color-coded graphical display of:
 - 3-phase AC voltage
 - 3-phase current
 - Frequency
 - kVa
- Remote operator panel

Ratings definitions

Emergency Standby Power (ESP):

Applicable for supplying power to varying electrical load for the duration of power interruption of a reliable utility source. Emergency Standby Power (ESP) is in accordance with ISO 8528. Fuel Stop power in accordance with ISO 3046, AS 2789, DIN 6271 and BS 5514.

Limited-Time Running Power (LTP):

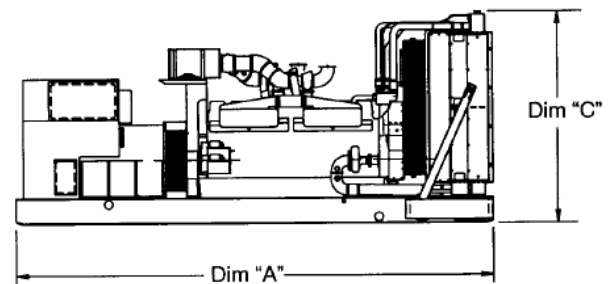
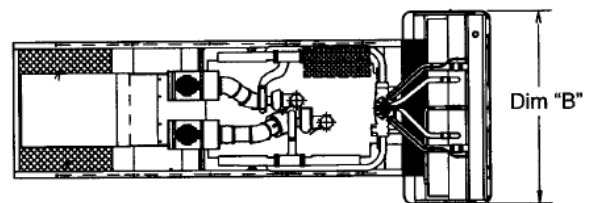
Applicable for supplying power to a constant electrical load for limited hours. Limited-Time Running Power (LTP) is in accordance with ISO 8528.

Prime Power (PRP):

Applicable for supplying power to varying electrical load for unlimited hours. Prime Power (PRP) is in accordance with ISO 8528. Ten percent overload capability is available in accordance with ISO 3046, AS 2789, DIN 6271 and BS 5514.

Base Load (Continuous) Power (COP):

Applicable for supplying power continuously to a constant electrical load for unlimited hours. Continuous Power (COP) in accordance with ISO 8528, ISO 3046, AS 2789, DIN 6271 and BS 5514.



This outline drawing is for reference only. See respective model data sheet for specific model outline drawing number.





Do not use for installation design

Model	Dim "A" mm (in.)	Dim "B" mm (in.)	Dim "C" mm (in.)	Set weight* dry kg (lbs)	Set weight* wet kg (lbs)
Open set					
C10 D6	1670 (65.74)	864 (34)	1121 (44.13)	369 (816)	383 (847)
C15 D6	1670 (65.74)	864 (34)	1121 (44.13)	415 (918)	429 (949)
Sound attenuated enclosure Level 1					
C10 D6	1830 (72)	864 (34)	1156 (45.5)	421 (931)	435 (962)
C15 D6	1830 (72)	864 (34)	1156 (45.5)	467 (1033)	481 (1064)
Sound attenuated enclosure Level 2					
C10 D6	2075 (81.69)	864 (34)	1156 (45.5)	426 (942)	440 (973)
C15 D6	2075 (81.69)	864 (34)	1156 (45.5)	472 (1044)	486 (1075)

* Weights represent a set with standard features. See outline drawings for weights of other configurations.

Codes and standards

Codes or standards compliance may not be available with all model configurations – consult factory for availability.

	This generator set is designed in facilities certified to ISO 9001 and manufactured in facilities certified to ISO 9001 or ISO 9002.		The generator set is available Listed to UL 2200, Stationary Engine Generator Assemblies.
	The Prototype Test Support (PTS) program verifies the performance integrity of the generator set design. Cummins products bearing the PTS symbol meet the prototype test requirements of NFPA 110 for Level 1 systems.	U.S. EPA	Engine certified to U.S. EPA SI Stationary Emission Regulation 40 CFR, Part 60.
	All low voltage models are CSA certified to product class 4215-01.	International Building Code	The generator set is certified for seismic application in accordance with International Building Code (IBC) 2012.

Warning: Back feed to a utility system can cause electrocution and/or property damage. Do not connect to any building's electrical system except through an approved device or after building main switch is open.

For more information contact your local Cummins distributor or visit power.cummins.com

Our energy working for you.™

